









Salford CLC and Oakwood College for Arts and Technology

KS3 – MLD (Revision of KS1/KS2 Extended Writing - Literacy Strategy Adaptation of Yr 2 Stand of the Strategy)

<p>Title</p>		<p>Oakwood's Year 7 Writing to Instruct - How to make Beans on Toast.</p>
<p>Learning Objective</p>		<ul style="list-style-type: none"> To write simple instructions using diagrams and key vocabulary
<p>Time needed</p>		<p>You will need 2 x 30 minute sessions to complete this.</p>
<p>Topic</p>		<p>Literacy – Extended writing Genre- Writing to Instruct</p>
<p>Resources</p>		<p>Instructional Writing Proforma 1 Instructional Writing Proforma 2 Pencil/Pen</p>
<p>Learning Outcome</p>		<p>By the end of this activity you will have created a piece of Instructional Writing</p>
<p>Key Skills</p>		<p>Reading, Writing, Speaking and Listening. IOLP</p>
<p>Instructions</p>		<ol style="list-style-type: none"> Print off the worksheets Complete the You will need section Write Instructions for making Beans on Toast using key vocabulary such as: Firstly, Secondly, Next, After that, Then and Finally. Draw a diagram to match each instruction. Check through work looking at layout, spelling and content.