









Salford CLC and Oakwood College for Arts and Technology

KS3 – MLD (Revision of KS1/KS2 Extended Writing - Poetry- Literacy Strategy Adaptation of Yr 2 Stand of the Strategy)

<p>Title</p>		<p>Oakwood's Year 7's Writing to Entertain Potty Poetry</p>
<p>Learning Objective</p>		<ul style="list-style-type: none"> To continue and make new lines in a poem
<p>Time needed</p>		<p>You will need 2 x 30 minute sessions to complete this.</p>
<p>Topic</p>		<p>Literacy – Extended writing Genre - Writing to Entertain - Poetry</p>
<p>Resources</p>		<p>Potty Poetry Writing Proforma 1 Potty Poetry Writing Proforma 2</p> <p>Pencil/Pen</p>
<p>Learning Outcome</p>		<p>By the end of this activity you will have created a piece of Poetry Writing</p>
<p>Key Skills</p>		<p>Reading, Writing, Speaking and Listening. IOLP</p>
<p>Instructions</p>		<ol style="list-style-type: none"> 1. Share the Poem Gregory Griggs Key to Writing Book 1 2. Teacher Demo a poem on the board gaining pupils ideas. 3. Print off the proformas 4. Pupils attempt own potty poems in rough using proformas as a template 5. Check through work looking at layout, spelling and content.