









## Salford CLC and Oakwood College for Arts and Technology

### KS3 – MLD (Revision of KS1 Blends - Literacy Strategy Adaptation of Yr 2 Stand of the Strategy)

<p><b>Title</b></p>		<p>Oakwood's Year 7 Long Vowel Phonemes oa and ow</p>
<p><b>Learning Objective</b></p>		<ul style="list-style-type: none"> <li>To be able to identify the phonemes oa and ow.</li> </ul>
<p><b>Time needed</b></p>		<p>You will need 20 minutes to complete this.</p>
<p><b>Topic</b></p>		<p>Literacy – Word Level Phonics Activity.</p>
<p><b>Resources</b></p>		<p><a href="#">Worksheet</a>  <a href="#">Extension Worksheet</a>          Pencil/Pen</p>
<p><b>Learning Outcome</b></p>		<p>By the end of this activity you will have completed the worksheet identifying the long vowel phonemes oa and ow.</p>
<p><b>Key Skills</b></p>		<p>Reading, Writing, Speaking and Listening. IOLP</p>
<p><b>Instructions</b></p>		<ol style="list-style-type: none"> <li>1. Print off the worksheets</li> <li>2. Read the instructions at the top</li> <li>3. Complete the blank spaces with the long vowel phonemes oa or ow</li> <li>4. Read the completed words</li> <li>5. Use the words you have made to complete the sentences.</li> <li>6. Complete the extension sheet by choosing the correct spelling oa or ow</li> <li>7. If you finish try making your own sentences, which include all the words you have made.</li> </ol>