









Salford CLC and Oakwood College for Arts and Technology KS3 – MLD (Revision of KS1/KS2 Science- Life Processes & Living Things). Identifying Living and Non- Living Things

Title		Oakwood's Year 7 Identification of Living and Non- Living Things
Learning Objective		<ul style="list-style-type: none"> To be able to identify Living and Non-Living Things using knowledge of characteristics To be able to classify
Time needed		You will need 30 minutes to complete this.
Topic		Science – Life Processes and Living Things
Resources		<p>Worksheet</p> <p>Pictures to cut out of living and non living things</p> <p>Scissors, glue & pencil</p>
Learning Outcome		By the end of this activity you will have completed the worksheet identifying Living and Non- Living Things.
Key Skills		Classification Skills, Fine Motor Skills, Observation Skills. IOLP
Instructions		<ol style="list-style-type: none"> Print off both worksheets Read the instructions at the top Cut out the pictures of Living and Non- Living Things Classify them one at a time into the correct category Stick down using glue under the categories of Living or Non – Living.